

135421

# BASTIEN PIANO BASICS

# PERFORMANCE

## PRIMER LEVEL



BY JANE SMISOR BASTIEN

**KJOS** NEIL A. KJOS MUSIC COMPANY • SAN DIEGO, CALIFORNIA

Mass

## ***Dear teachers and parents:***

BASTIEN PIANO BASICS is an exciting and comprehensive series for piano study designed to get the young student off to the right start. The learning sequence is carefully graded to assure steady progress in all areas.

**Performance, Primer** is coordinated page-by-page with **Piano, Primer** and **Theory, Primer**. The three books should be used simultaneously for thorough reinforcement of each concept. The suggested sequence among the books is listed in the *Contents*.

The pieces in this book contain an enjoyable variety of original works, folk songs, and pop styles. These imaginative and motivating solos are designed for study as well as performance in recitals, auditions, and contests.

We offer you our best wishes for achievement and success.

Neil A. Kjos Music Company  
Jane Smisor Bastien  
James Bastien



# BASTIEN PIANO BASICS

# PERFORMANCE

## PRIMER LEVEL

BY JANE SMISOR BASTIEN

### Contents

✓*		This Book	Piano	Theory	Technic
	Lazy Lion. . . . .	2	8	4	
	Buzzing Bees. . . . .	3	9		
	At the Beach. . . . .	4	10	5	
	School Days. . . . .	6	12		
	Hummingbirds. . . . .	8	18	12	4
	Chocolate Cake. . . . .	9	20	13	
	Halloween Fun. . . . .	10	22	14	5
	My Electric Car. . . . . <i>f</i>	12	30	19	6
	Teeter-Totter. . . . . <i>p</i>	13	31	21	
	Big Black Cat. . . . . <i>2nds</i>	14	32	22	8
	Jiffi. . . . . <i>3rds</i>	15	33	23	9
	Old Woman. . . . . <i>slur, tie</i>	16	34	24	10
	Popcorn Party. . . . . <i>4ths</i>	18	36	26	12
	Seashell. . . . . <i>5ths</i>	19	38	27	13
	Rock With Me. . . . .	20	40	29	14
	Abraham Lincoln. . . . .	21			15
	Christmas Parade. . . . . <i>C chord</i>	22	41	30	16
	Yankee Doodle. . . . .	24	44	32	18
	Camptown Races. . . . .	25	45		
	Ten Little Indians. . . . .	26	46	33	19
	My Red Drum. . . . . <i>#</i>	27	48	34	20
	People 'Round the World. . . . .	28	52	36	22
	Lazy Mary. . . . .	29	54		
	Arab Dance. . . . . <i>b, staccato</i>	30	58	38	24
	Baby Skunk. . . . .	32	62	40	

\*To reinforce the feeling of achievement, the teacher or student may put a ✓ when the page has been mastered.

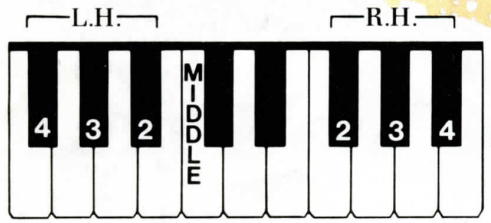
ISBN 0-8497-5271-X

© 1985 Kjos West, 4382 Jutland Drive, San Diego, California 92117. International copyright secured. All rights reserved. Printed in U.S.A.

**WARNING!** All the music, text, art, and graphics in this book are protected by copyright law. To copy or reproduce them by any method is an infringement of the copyright law. Anyone who reproduces copyrighted matter is subject to substantial penalties and assessments for each infringement.



Yea!



# At the Beach

Sun - shine      spark - ling, not      a      cloud in      sight!

L.H.      4      3      |      2      3      4      2      |      3      3      |      3      |





It's a per - fect day to swim 'til night!

R.H.

2 3 | 4 3 2 4 | 3 3 | 2 ||




# School Days

R.H.			
	1. School days, 2. Teach - er,	school days, teach - er,	back to school once help us learn to - more. day.
L.H.			

**Duet Part** (Student part to be played one octave higher.)






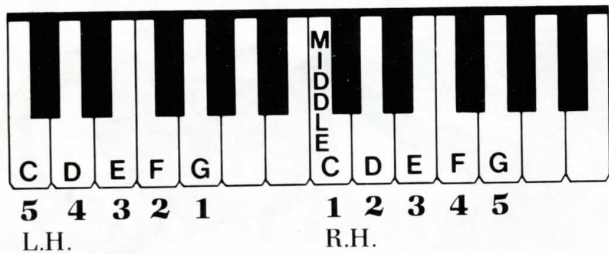


School days, We just	school days, love school,	new things to ex - where we work and	plore. play.





### C Position



# Hummingbirds

**R.H.**  $\frac{2}{4}$

1. Hum - ming birds fly so fast.  
 2. Dart - ing here, dart - ing there.

Makes you won - der how they last!  
 Of - ten stop - ping in mid - air!

**L.H.**





# Chocolate Cake

**R.H.**  $\frac{3}{4}$

1. Please, Moth - er, please, Moth - er, hur - ry and bake  
 2. Please put in pud - ding and choc 'late chips, too.

My ver - y fa - vor - ite choc - o - late cake.  
 Choc - o - late cake is so spe - cial from you!

**L.H.**

1. G, 2. F, 3. E, 4. D, 5. C





# Halloween Fun


R.H. 1

4/4

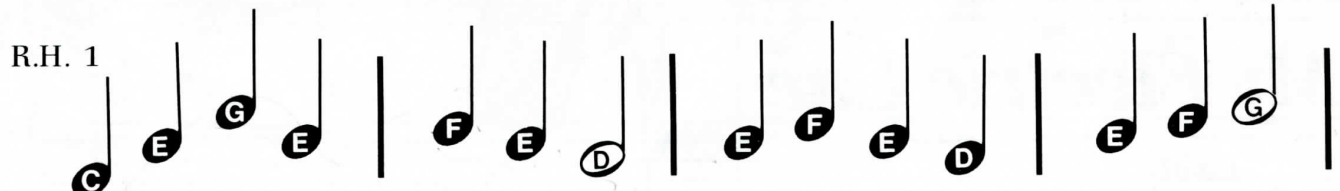

Jack - o - lan - terns glow - ing bright, light the way this spe - cial night.

Ghosts and gob - lins can be seen. . . Boo! It's Hal - low - een!

L.H. 5

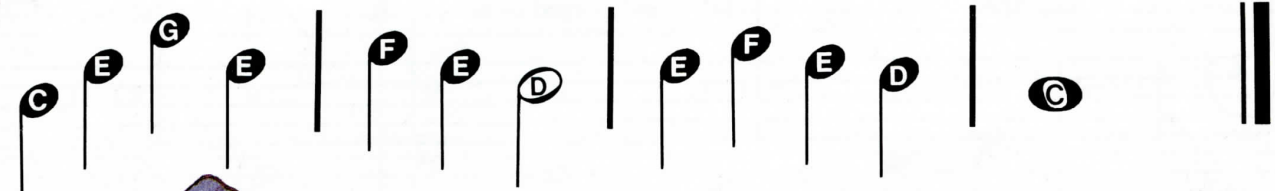






What's your cos - tume? Mine's a bat. Look at Li - sa, she's a cat!


Here we come now down the street, shout - ing "Trick or treat!"



L.H. 5







**C Position**

A diagram of a piano keyboard showing the C major scale. The keys are labeled C, D, E, F, G, A, B, C, D, E, F, G. The middle C is labeled 'MIDDLE'. Below the keyboard is musical notation for the C major scale in C position. The right hand (R.H.) starts on the first line (C4) and the left hand (L.H.) starts on the fifth line (C3). The notation includes a treble clef and a bass clef.

**My Electric Car**

**Lively**

Musical notation for the song 'My Electric Car'. It features a 4/4 time signature and a key signature of one flat (B-flat). The melody is written in the treble clef. The lyrics are: '1. Purr - ing like a cat, my new car's real - ly fine. 2. It's the ver - y lat - est mod - el in the store.' Fingerings are indicated by numbers 1-5 above the notes.

Musical notation for the ending of the song. It includes the lyrics: 'I am just so Sil - ver grey with hap - py now that chrome hub caps and it is lots, lots mine. more! Honk, honk!' The notation features a treble clef and a bass clef. A repeat sign is used, with a 3/2 time signature for the final two measures. The notes for 'Honk, honk!' are represented by two beamed eighth notes.





Smoothly

4/4

*p* Tee - ter, tot - ter, up and down we go.

3

3

Tee - ter, tot - ter, we'll have fun you know.

*f* Tee - ter, tot - ter, push with all your might.

Tee - ter, tot - ter, hang on ver - y tight!

5

2/28



# Big Black Cat

Quietly

3

*p* Down-stairs came our big black cat, fluff - y tail and kind of fat.

Looked me o - ver with one eye, just as though to tell me, "Hi!"

*f* "Me - ow, me - ow, me - ow, me - ow, me - ow."

*p* Peeked a - gain with just one eye, then he quick - ly sneaked on by!






# Jiffi

Moderately

3 4	3 4	3 4	3 4
<i>f</i> 1. Jif - fi's our	poo - dle, he's	cute as can	be.
2. He sits and	watch - es us	all through the	day,

1	1	1	1
He loves to	play ball, it's	eas - y to	see.
Whin - ing and	bark - ing for	some - one who'll	play!





## Old Woman

Moderately

*f* Old wom - an, old wom - an, do you want to mar - ry me?

1 5



Old wom - an, old wom - an, please, oh, please do mar - ry me!

Tell me now, please, — won't you give your an - swer, — please do.

*p* So sor - ry, so sor - ry, I would like to mar - ry you.

*f* So sor - ry, so sor - ry, but you see I'm nine - ty - two!



## Popcorn Party

Lively

1


*f* Pop-corn par - ty, gath - er 'round, add the but - ter, one-fourth pound.

Par - ties are my fa - v'rite thing, lots of hap - pi - ness they bring.

5

Pop-corn par - ty, pop - corn par - ty, join the fun!





# Seashell

Quietly

5

*f* 1. Sea - shell, sea - shell, sing a song to me, oh please.  
*p* 2. Whis - per, whis - per, tell me things, oh please, sea - shell.

1

*mf* Sea - shell, sea - shell, sing to me of trop - ic trees.  
 Whis - per, sea - shell, things you know so ver - y well.



# Rock With Me

Steady rock beat

Letter names  
Count  
out  
loud!

Handwritten notes: *5* (above staff), *f* (below staff), *2 3-4* (below staff)

Come and rock with me!

Hap - py we will be.

Handwritten notes: *4* (above staff), *2* (below staff)


Come rock with me!

Handwritten notes: *2 3-4* (below staff)

Hap - py we'll be.



Practice  
Hands Separately  
this week!



# Abraham Lincoln

Moderately

3

*p* Once there was a qui - et boy who stud - ied all day long.

1/5

A - bra - ham be - came a man and made our coun - try strong.

*f* A - bra - ham, A - bra - ham, A - bra - ham Lin - coln!





# Christmas Parade

Steady march tempo

4/4

*f*

1 3 5

5

3

Cub Scouts march - ing, Brown-ies, too. Bands I hear com - ing near.

1



3

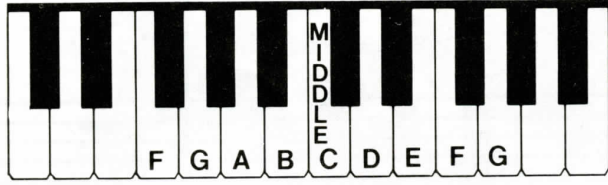
San - ta Claus will soon ap - pear. It's the Christ-mas P'rade!

*p*


*f*



Middle C Position



R.H. 1 2 3 4 5



L.H. 5 4 3 2 1

# Yankee Doodle

Brightly

1

*f* 1. Yan-kee Doo-dle went to town, rid-ing on a po-ny.  
 2. As he rode in-to the town, ev-'ry one was star-ing.

2


Stuck a feath-er in his hat and called it mac-a-ro-ni!  
 Dressed up in his bright-est clothes, he real-ly looked quite dar-ing!

2

Duet Part







# Camptown Races

Lively

1

*f* 1. Camp-town la - dies sing this song. Doo - dah, doo - dah.  
 2. Went down there with my hat caved in. Doo - dah, doo - dah.

3

Camp-town race track's five miles long. Oh, doo - dah day!  
 Came back home with a pocket full of tin. Oh, doo - dah day!

Duet Part

*stacc.*





# Ten Little Indians

Happily

1

*f* One lit - tle, two lit - tle, three lit - tle In - dians,

Four lit - tle, five lit - tle, six lit - tle In - dians, sev - en lit - tle, eight lit - tle,


2

nine lit - tle In - dians, Ten lit - tle In - dian boys.



# My Red Drum

Position: R.H. 1 on D  
L.H. 1 on C



**Lively**  
4

*f* 1. Ev - 'ry day I play my drum, It brings me lots of joy.  
2. I will prac - tice lots each day, So I can play my drum

2

It's such fun to play my drum. It is my fa - v'rite toy.  
In a band when I grow up. I think it would be fun!


1

4

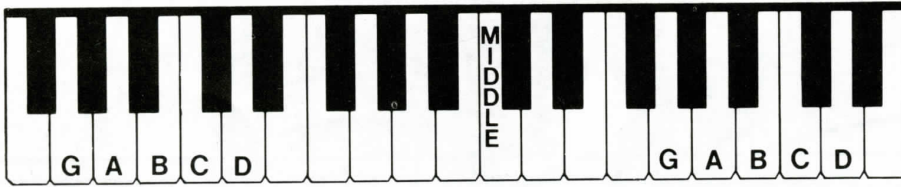
Rum - de - dum, rum - de - dum, rum - de - dum dum!

2

My red drum I love to play, Oh rum - de - dum - de - dum!



**G Position**



Musical notation for the G position. The right hand (R.H.) starts on G4 (treble clef, first line) and moves up stepwise to D5. The left hand (L.H.) starts on G3 (bass clef, second space) and moves up stepwise to D4.

# People 'Round the World

*Quietly*

1. Peo - ple 'round the world wor - ship in all ways.  
 2. Some bow to the east, Some just fold their hands.

Musical notation for the first system, including treble and bass staves with lyrics.

Some on Sun - day morn, Some on Sat - ur - days.  
 All wish - ing for peace through-out all the lands.

Musical notation for the second system, including treble and bass staves with lyrics.

*f* Peace to peo - ple 'round the world!

Musical notation for the third system, including treble and bass staves with lyrics.





# Lazy Mary

Moderately

1

*f* 1. La - zy Mar - y, will you get up, will you get  
2. Let me sleep for a lit - tle bit, a lit - tle


1  
5

up, will you get up? La - zy Mar - y, will  
bit, a lit - tle bit. Let me sleep for a

you get up, will you get up to - day?  
lit - tle bit, then I'll jump out of bed.

*p* Mar - y's kind of la - zy!





# Arab Dance

Position: R.H. C  
L.H. G

Lively

The first system of musical notation for 'Arab Dance'. It consists of two staves: a treble clef staff and a bass clef staff. The time signature is 4/4. The key signature has one flat (B-flat). The music starts with a forte dynamic marking 'f'. The bass staff begins with a sequence of notes: C4, D4, E4, F4, G4, A4, B4, C5, with fingerings 1, 2, 3, 5 indicated below. The treble staff has a whole rest in the first measure, followed by a whole note chord in the second measure.

The second system of musical notation for 'Arab Dance'. It consists of two staves: a treble clef staff and a bass clef staff. The time signature is 4/4. The key signature has one flat (B-flat). The bass staff continues with notes: C4, D4, E4, F4, G4, A4, B4, C5, with a fingering of 5 indicated below. The treble staff has a whole rest in the first measure, followed by a whole note chord in the second measure. The system ends with a double bar line and repeat dots.



First system of musical notation, measures 1-4. The treble clef staff contains a whole rest in measure 1, followed by a melodic line in measures 2-4. The bass clef staff contains a melodic line in measure 1, followed by whole rests in measures 2-3, and a final chord in measure 4.

Second system of musical notation, measures 5-8. The treble clef staff contains a whole rest in measure 5, followed by a melodic line in measures 6-8. The bass clef staff contains a melodic line in measure 5, followed by whole rests in measures 6-7, and a final chord in measure 8.

Third system of musical notation, measures 9-12. The treble clef staff begins with a piano (*p*) dynamic marking and contains a melodic line in measures 9-12. The bass clef staff contains whole rests in measures 9-10, followed by a melodic line in measures 11-12.

Fourth system of musical notation, measures 13-16. The treble clef staff begins with a forte (*f*) dynamic marking and contains chords in measures 13-16. The bass clef staff contains whole rests in measures 13-14, followed by a melodic line in measures 15-16. A fingering '5' is written above the first note of measure 13, and a fingering '1' is written below the first note of measure 15.



# Baby Skunk

Moderately

*f* Come see the ba - by skunk, he's run-ning down the street.

5

2

I think he's lost his fam - i - ly. Well, well, well, I hope he

finds them soon be - fore we two should meet. Don't want a skunk near my

2 3

feet. No! No! Don't want a skunk near my feet. No!

2 3 5

1  
5



# BASTIEN PIANO BASICS

by James and Jane Smisor Bastien

For the 5-7 year-old beginner

## Primer A

- Piano for the Young Beginner WP230
- Theory & Technic for the Young Beginner WP232

## Primer B

- Piano for the Young Beginner WP231
- Theory & Technic for the Young Beginner WP233

After completing Primer B, the student will be prepared to go to Level 1.

For the 7-11 year-old beginner

## Primer

- Piano WP200
- Theory WP205
- Performance WP210
- Technic WP215

## Level 1

- Piano WP201
- Theory WP206
- Performance WP211
- Technic WP216
- A Line a Day Sight Reading WP258

## Level 2

- Piano WP202
- Theory WP207
- Performance WP212
- Technic WP217
- A Line a Day Sight Reading WP259

## Level 3

- Piano WP203
- Theory WP208
- Performance WP213
- Technic WP218

## Level 4

- Piano WP204
- Theory WP209
- Performance WP214
- Technic WP219



## Supplementary

- American Sonatinas (4) WP252
  - Boogie, Rock, & Country — Level 1 WP238
  - Boogie, Rock, & Country — Level 2 WP239
  - Boogie, Rock, & Country — Level 3 WP240
  - Dinosaur Kingdom (2-3) WP246
  - First Parade of Solos (P-1) WP237
  - Fourth Parade of Solos (3-4) WP245
  - Indian Life (1-3) WP234
  - Nursery Songs at the Piano — Primer WP241
  - Nursery Songs at the Piano — Level 1 WP242
  - Popular Christmas Songs — Primer WP220
  - Popular Christmas Songs — Level 1 WP221
  - Popular Christmas Songs — Level 2 WP222
  - Popular Christmas Songs — Level 3 WP223
  - Popular Christmas Songs — Level 4 WP224
  - Popular Hymns — Primer WP226
  - Popular Hymns — Level 1 WP227
  - Popular Hymns — Level 2 WP228
  - Popular Hymns — Level 3 WP229
  - Scales, Chords & Arpeggios (2-4) WP249
  - Second Parade of Solos (1-2) WP243
  - Space Adventures (3-4) WP236
  - Third Parade of Solos (2-3) WP244
  - Two Sonatinas (4) WP235
- ## Note Learning
- Celebration of Notes, A — Book 1 (P-1) WP253
  - Celebration of Notes, A — Book 2 (1-2) WP254
  - Dot-to-Dot Note Speller (P) WP260
  - Note Pictures: A Coloring Note Speller (1) WP250
  - Note Designs: A Coloring Note Speller (1) WP251
  - Sticking with the Basics: Notes (P) WP255
  - Sticking with the Basics: Rhythm (P) WP256
  - Sticking with the Basics: Sight Reading (P) WP257

ISBN 0-8497-5271-X



After completing Level 4 the student will be prepared to begin the Intermediate Piano Course (Repertoire, Theory, Technic, and Multi-key Solos) WP105-116.

**KJOS** NEIL A. KJOS MUSIC COMPANY • 4380 JUTLAND DRIVE  
SAN DIEGO, CALIFORNIA 92117-0894